




Safety Response Protocols



Within the Dodgeville School District we use the following types of safety responses:

- Hold
- Secure (Prepare to Run, Hide, Fight)
- Lockdown (Activate Run, Hide, or Fight)



Examples of Holds

Hold

- Isolated incident that is managed by school personnel
 - Student or staff member having a medical related need in the hallway or classroom
 - Verbal or physical altercation in which we want to remove the audience.

Extended hold

- Hold is extended between multiple periods
 - Primarily used when drug dogs are searching the building

Examples of Secure and Lockdown


Secure

- Incident in the community away from the school campus
- Secure is managed by school personnel with the coordination of local law enforcement as the potential for harm exists near the schools.


Lockdown

- Incident in the community near the school campus
- Lockdown might be managed by school personnel and/or law enforcement when a threat may exist near or inside the school campus.


How are each similar and different?	HOLD	SECURE	LOCKDOWN
Threat inside the building	NO		Possibly




How are each similar and different?	HOLD	SECURE	LOCKDOWN
Threat inside the building	NO		Possibly
Close and lock interior doors	YES		



How are each similar and different?	HOLD	SECURE	LOCKDOWN
Threat inside the building	NO		Possibly
Close and lock interior doors	YES		
Movement	ESCORTED	ADMIN OR DESIGNEE DECISION	NO (Hide) or YES (Run, Fight)



How are each similar and different?	HOLD	SECURE	LOCKDOWN
Threat inside the building	NO		Possibly
Close and lock interior doors	YES		
Movement	ESCORTED	ADMIN OR DESIGNEE DECISION	NO (Hide) or YES (Run, Fight)
Outdoor activities	SITUATIONAL	NO	



How are each similar and different?	HOLD	SECURE	LOCKDOWN
Threat inside the building	NO		Possibly
Close and lock interior doors	YES		
Movement	ESCORTED	ADMIN OR DESIGNEE DECISION	NO (Hide) or YES (Run, Fight)
Outdoor activities	SITUATIONAL	NO	
Classroom activities and	CONTINUE AS NORMAL		NO

How are each similar and different?	HOLD	SECURE	LOCKDOWN
Threat inside the building			Possibly
Close and lock interior doors			RUN, HIDE, FIGHT
Movement			
Outdoor activities			
Classroom activities and lessons			

How are each similar and different?	HOLD	SECURE	LOCKDOWN
Threat inside the building	NO		Possibly
Close and lock interior doors	YES		
Movement	ESCORTED	ADMIN OR DESIGNEE DECISION	NO (Hide) or YES (Run, Fight)
Outdoor activities	SITUATIONAL	NO	
Classroom activities and	CONTINUE AS NORMAL		NO

Safety Protocol Information

- The level of threat increases from Hold to Lockdown
- No known threats are in the building under Hold or Secure.
- Movement options, Outdoor activities, Classroom activities, and Lessons are determined by each protocol.
- If a Lockdown protocol is activated, students and staff utilize the Run, Hide, Fight procedures. Only they can determine which would be the preferred method given the circumstance they are under.

INTRUDER/ACTIVE THREAT



(Immediate threat of death or great bodily harm)

RUN

- Avoid intruder; Leave through safest exit
- Leave stuff behind
- Run to safe place
(varies by situation)
- Keep hands visible to law enforcement
- Report to evacuation site for reunification

HIDE

- Only if you cannot run, deny access to location
- Lock & barricade the door
- Do not open for anyone
- Remain quiet & out of sight
- Stay in place until released by law enforcement

FIGHT

- If running and hiding have failed, defend yourself by fighting back
- Use improvised weapons, attack with numbers, and overpower the intruder together
- Attack at doorway
- Use noise, movements and distractions

District Priorities:

- All schools maintain locked exterior doors with a point of entry being through a secured buzzer entrance.
- During safety responses we believe in providing clear communication for those involved while maintaining each participant's privacy during confidential matters.
- A partnership with the Dodgeville Police Department employs a school resource officer on campus to provide preventative measures and emergency support.
- Collaboration with Iowa County Emergency Management ensures we have appropriate, efficient, and timely responses for all circumstances.
- Each building has grade level appropriate methods for teaching the safety protocols.

If you have specific questions regarding these practices please contact the building principal for further information.